

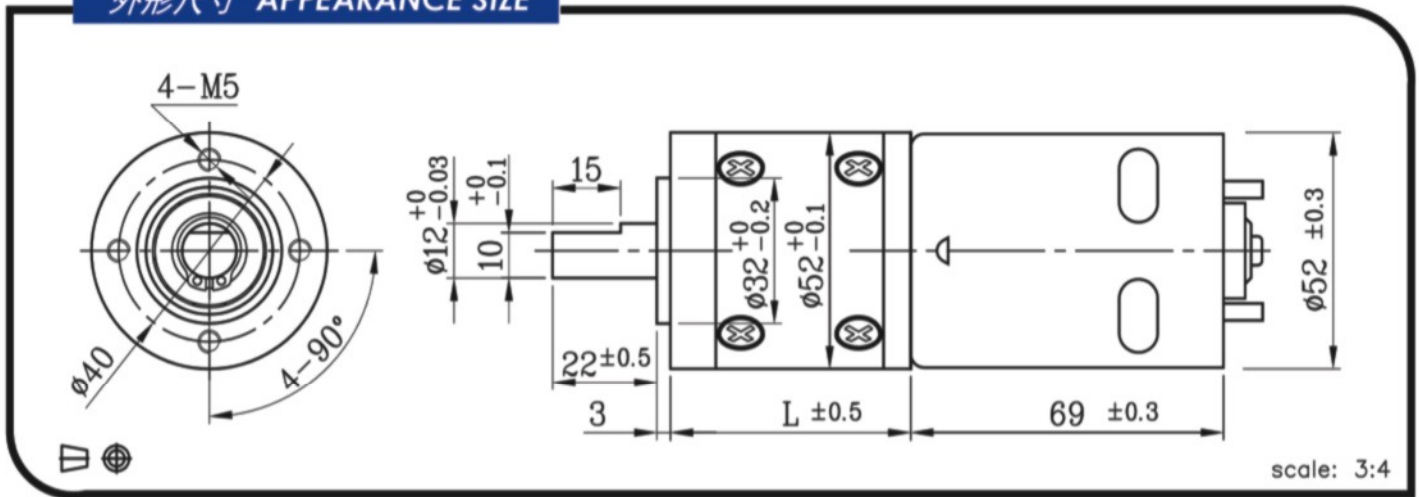
IG-52GM

01&02 TYPE



REDUCTION RATIO	L	REDUCTION RATIO	L
1/3~1/4	53.0	1/150~1/676	99.5
1/12~1/19	68.5		
1/43~1/113	84.0		

外形尺寸 APPEARANCE SIZE



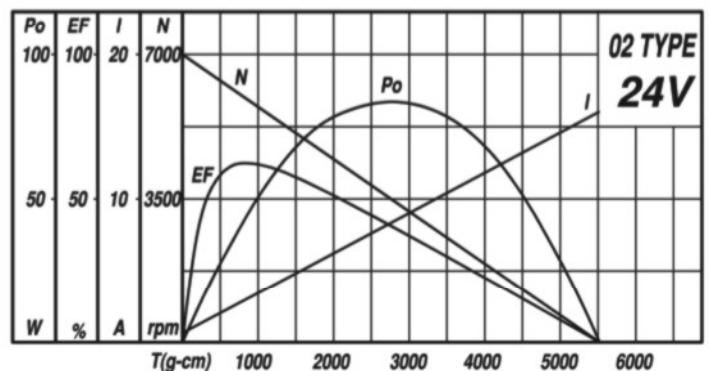
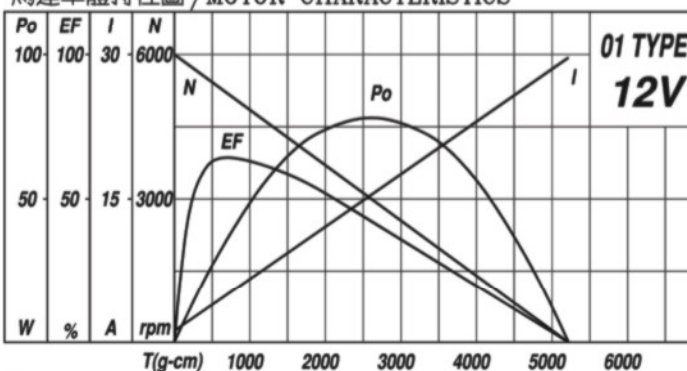
GEARED MOTOR TORQUE/SPEED

	減速比 Reduction ratio	1/3	1/4	1/12	1/15	1/19	1/43	1/53	1/66	1/81	1/100	1/113	1/150	1/230	1/285	1/353	1/488	1/546	1/676	
		12V	1.3	1.65	4.1	5.0	6.3	12	15	19	23	28	32	36	55	68	84	100	100	100
	規格扭力(Kg-cm) Rated torque																			
	規格回轉數(rpm) Rated speed	1568	1264	450	369	305	130	105	85	68.5	55.5	49.5	37	24	19.5	15.5	11.5	10.4	8.3	
24V	1.8	2.2	5.5	6.8	8.5	16	20	25	31	39	44	48	74	92	100	100	100	100	100	
	規格扭力(Kg-cm) Rated torque																			
	規格回轉數(rpm) Rated speed	1524	1230	444	359	290	127	102	83	66.5	54	48	36	23.5	19	15.5	11.6	10.5	8.4	

馬達單體型式 / MOTOR DATA

規格電壓 Rated volt (V)	規格扭力 Rated torque (g-cm)	規格回轉數 Rated speed (rpm)	規格電流 Rated current (mA)	無負荷回轉數 No load speed (rpm)	無負荷電流 No load current (mA)	規格出力 Rated output (W)	重量 Weight (g)
12	480	5600	≤ 5600	6000	≤ 1750	58.6	480
24	650	5450	≤ 2750	6000	≤ 750	48.3	480

馬達單體特性圖 / MOTOR CHARACTERISTICS



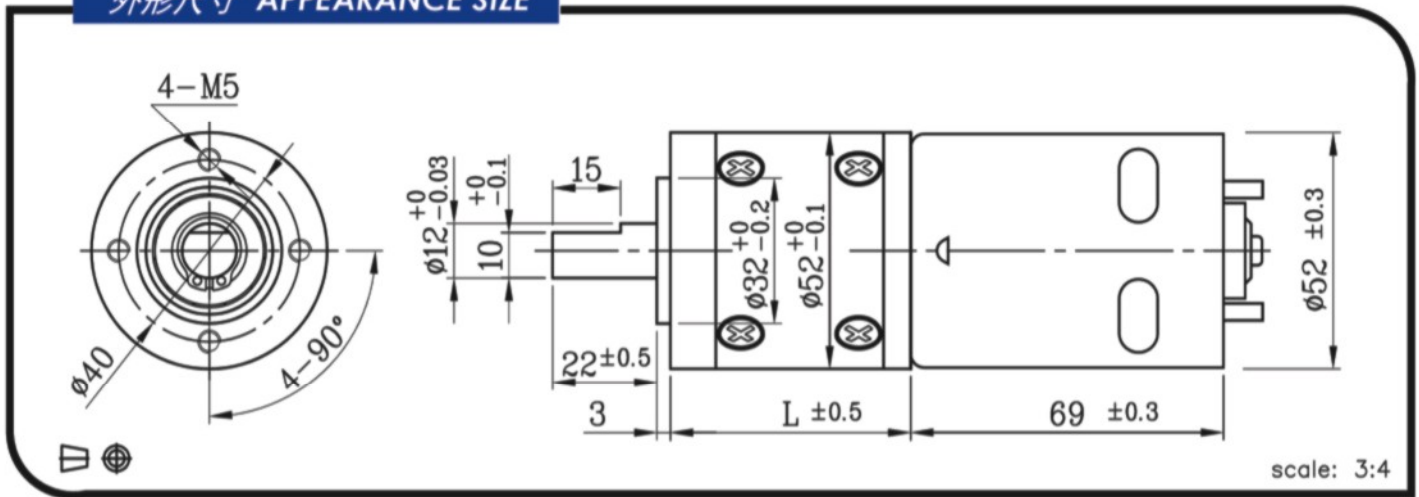
IG-52GM

01&02 TYPE



REDUCTION RATIO	L	REDUCTION RATIO	L
1/3~1/4	53.0	1/150~1/676	99.5
1/12~1/19	68.5		
1/43~1/113	84.0		

外形尺寸 APPEARANCE SIZE



GEARED MOTOR TORQUE/SPEED

	減速比 Reduction ratio	1/3	1/4	1/12	1/15	1/19	1/43	1/53	1/66	1/81	1/100	1/113	1/150	1/230	1/285	1/353	1/488	1/546	1/676
		12V	1.3	1.65	4.1	5.0	6.3	12	15	19	23	28	32	36	55	68	84	100	100
12V	1568	1264	450	369	305	130	105	85	68.5	55.5	49.5	37	24	19.5	15.5	11.5	10.4	8.3	
24V	1.8	2.2	5.5	6.8	8.5	16	20	25	31	39	44	48	74	92	100	100	100	100	100
24V	1524	1230	444	359	290	127	102	83	66.5	54	48	36	23.5	19	15.5	11.6	10.5	8.4	

馬達單體型式 / MOTOR DATA

定格電壓 Rated volt (V)	定格扭力 Rated torque (g-cm)	定格回轉數 Rated speed (rpm)	定格電流 Rated current (mA)	無負荷回轉數 No load speed (rpm)	無負荷電流 No load current (mA)	定格出力 Rated output (W)	重量 Weight (g)
12	480	5600	≤ 5600	6000	≤ 1750	58.6	480
24	650	5450	≤ 2750	6000	≤ 750	48.3	480

馬達單體特性圖 / MOTOR CHARACTERISTICS

