

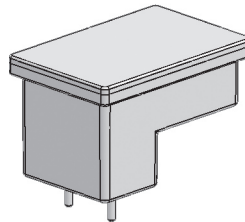
## crystal upgrade kit – A

The **Vex Robotics Design System** is designed to be usable in competition settings with multiple robots on the field together at the same time. In order for a robot to be able to tell which radio commands are intended for it, it needs to listen for commands on a different radio frequency (see Control Subsystem background information).

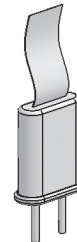
The transmitter's frequency module and the matching receiver crystal determine the control frequency for a robot. The receiver will hear only commands sent by transmitters using the same frequency. However, a robot will also hear commands sent by every other transmitter using the same frequency, so you'll need to make sure that nobody else uses the same frequency as you.

**INSERT THESE PAGES**  
at the **back of the**  
**Control Chapter** in your  
Vex Inventor's Guide.

transmitter frequency  
module x 4  
(different frequencies)



receiver crystal x 4  
(different frequencies)



### Limited 90-day Warranty

This product is warranted by Innovation One against manufacturing defects in material and workmanship under normal use for ninety (90) days from the date of purchase from authorized Innovation One dealers. For complete warranty details and exclusions, check with your dealer.

Innovation One, Inc.  
350 North Henderson Street  
Fort Worth, TX 76102

11/04

Printed in China

0105

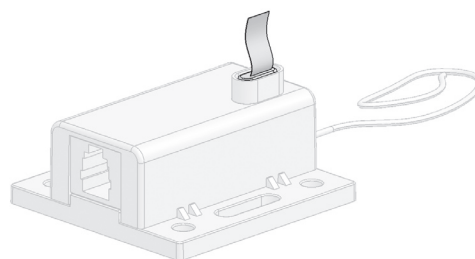
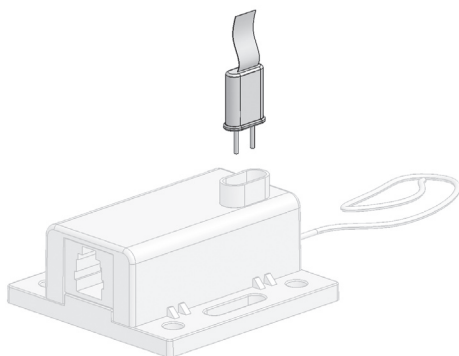
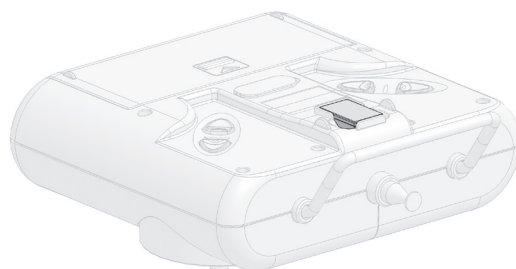
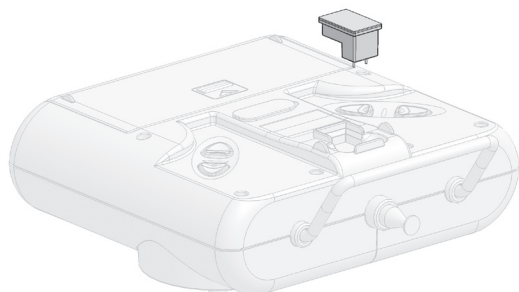


## crystal upgrade kit – A, continued

### 1 Installing the crystals

Remove the existing frequency module in the transmitter and crystal in the receiver, and store them safely for later use. Select another matching RF frequency module and crystal.

Carefully insert the desired frequency module into the transmitter and crystal into the receiver. Do not use force, or you may bend or break the pins.



<b>Starter Kit</b>	Ch. 61 - 75.410MHz
<b>Additional Transmitter and Receiver</b>	Ch. 89 - 75.970MHz
<b>(This kit) Crystal Upgrade Kit – A</b>	Ch. 65, 69, 81, 85 - 75.490, 75.570, 75.810, 75.890MHz
<b>Crystal Upgrade Kit – B</b>	Ch. 63, 67, 83, 87 - 75.450, 75.530, 75.850, 75.930MHz