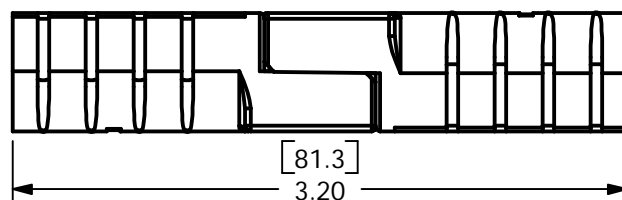
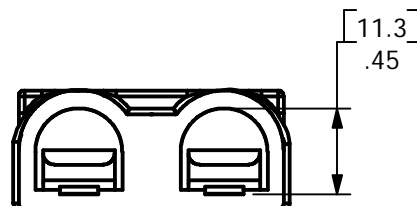
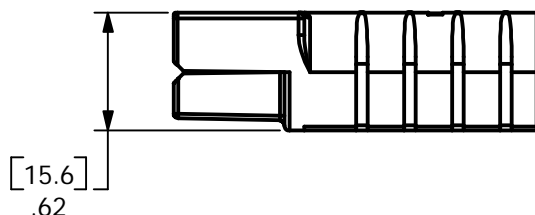
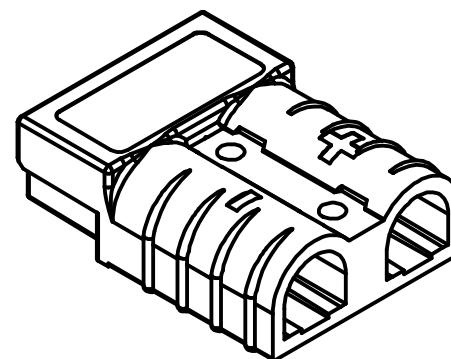
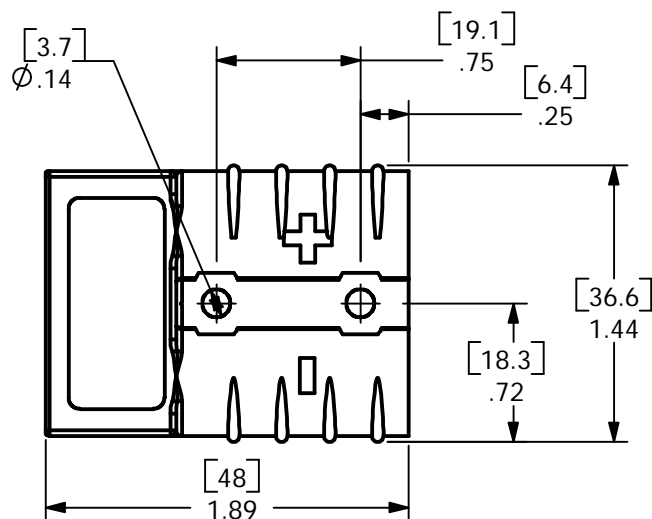


THE INFORMATION CONTAINED IN THIS DRAWING IS THE SOLE PROPERTY OF ANDERSON POWER PRODUCTS. ANY REPRODUCTION IN PART OR WHOLE WITHOUT THE WRITTEN PERMISSION OF ANDERSON POWER PRODUCTS IS PROHIBITED.

REV.	DESCRIPTION OF CHANGES	BY:	DATE
1	ECRN 13489- ADD CAT NO. TABLE	CMS	6/5/02



MATED PAIR

^①

CAT. NO.	COLOR
992	GRAY
992G1	RED
992G2	BLACK
992G4	BLUE
992G5	YELLOW
992G6	GREEN
992G7	ORANGE

NOTES:

1. SPRING/HOUSING ASSEMBLIES ARE UL RECOGNIZED PER FILE E26226, CSA CERTIFIED PER LR25154
2. HOUSINGS ARE KEYED TO ONLY ALLOW MATING WITH THE SAME COLOR HOUSING, EXCEPT FOR THE BLACK HOUSING.
3. FOR ASSEMBLY INSTRUCTIONS SEE DOCUMENT 1S1030A
4. HOUSING ASSEMBLIES ACCOMMODATE ANDERSON CONTACTS FOR WIRE RANGE FROM #16 AWG TO #6 AWG.
5. MATERIAL:
HOUSINGS-POLYCARBONATE, UL94V0
SPRING- STAINLESS STEEL

NEXT ASSY	USED ON
APPLICATION	

ITEM NO.	PART OR IDENTIFYING NO.	NOMENCLATURE OR DESCRIPTION		MATERIAL SPECIFICATION	QTY REQD.
COPYRIGHT 1999 ANDERSON POWER PRODUCTS. ALL RIGHTS RESERVED. UNAUTHORIZED REPRODUCTION HEREBY PROHIBITED.					
DIMENSIONS ARE IN INCHES DIMENSIONS IN PARENTHESES [] ARE IN MILLIMETERS TOLERANCES ARE: 2PL- ±.02 [±.5]		CAD GENERATED DRAWING, DO NOT MANUALLY UPDATE		ANDERSON POWER PRODUCTS SB50 HOUSING AND SPRING ASSEMBLY OUTLINE DRAWING	
		APPROVALS	DATE		
		DRAWN CMS	3/18/99		
		CHECKED DJD	3/19/99		
		RESP ENG UFN	4/19/99		
MATERIALS: SEE NOTES		MFG ENG CHB	4/20/99	SIZE A	SPECIFICATION: 111923S1
FINISH *****		QUAL ENG DJM	4/20/99	SCALE ~	
DO NOT SCALE DRAWING				FILE: K:/ENGDSN/CADFILES/01000	SHEET 1 OF 1